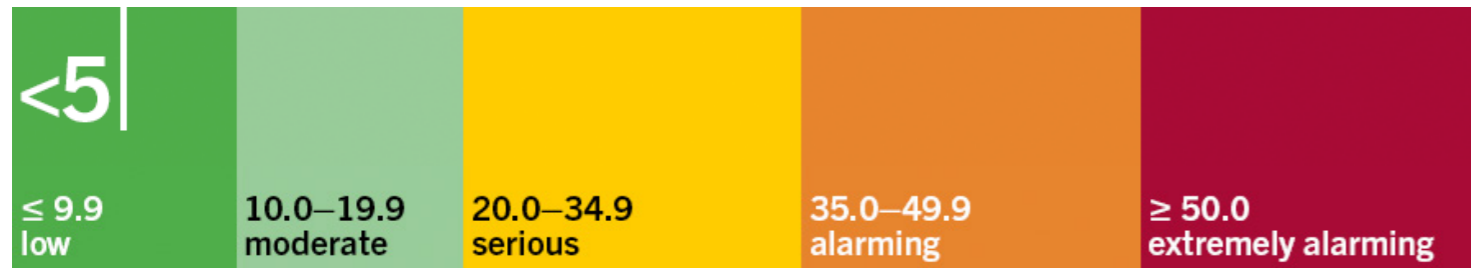


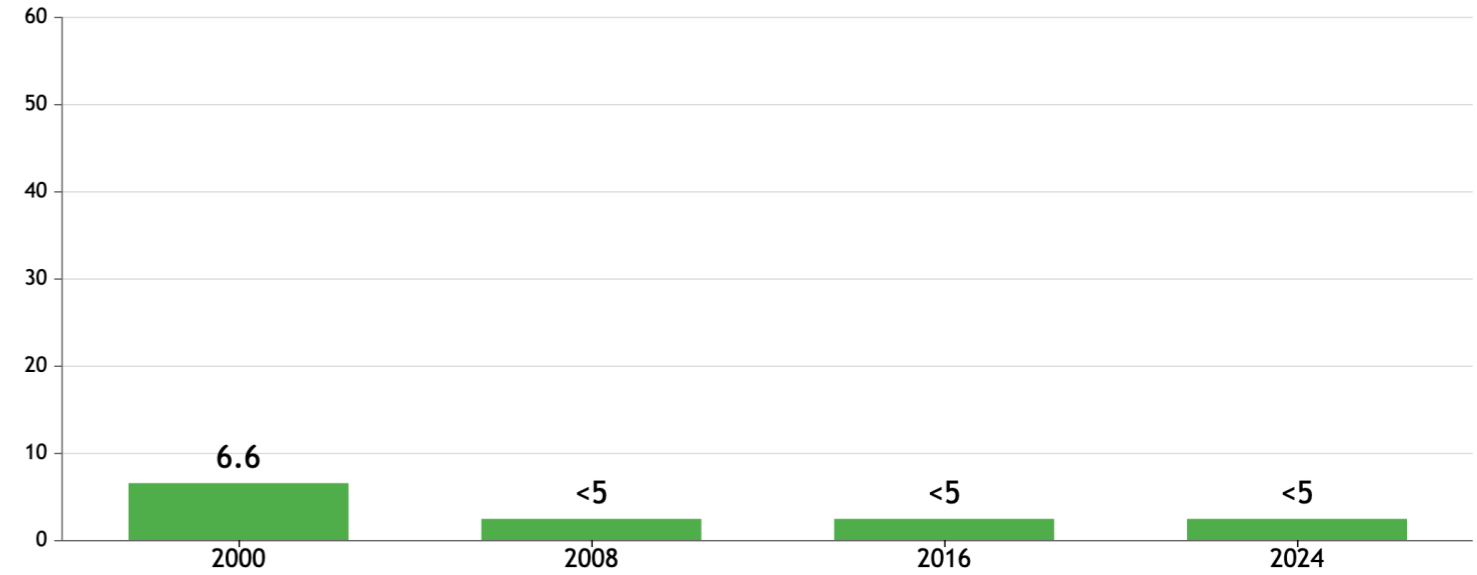
# GLOBAL HUNGER INDEX 2024: COSTA RICA

# GLOBAL HUNGER INDEX 2024: COSTA RICA

In the 2024 Global Hunger Index, Costa Rica is one of 22 countries with a GHI score of less than 5. Differences between their scores are minimal. With a score **under 5**, Costa Rica has a level of hunger that is *low*.

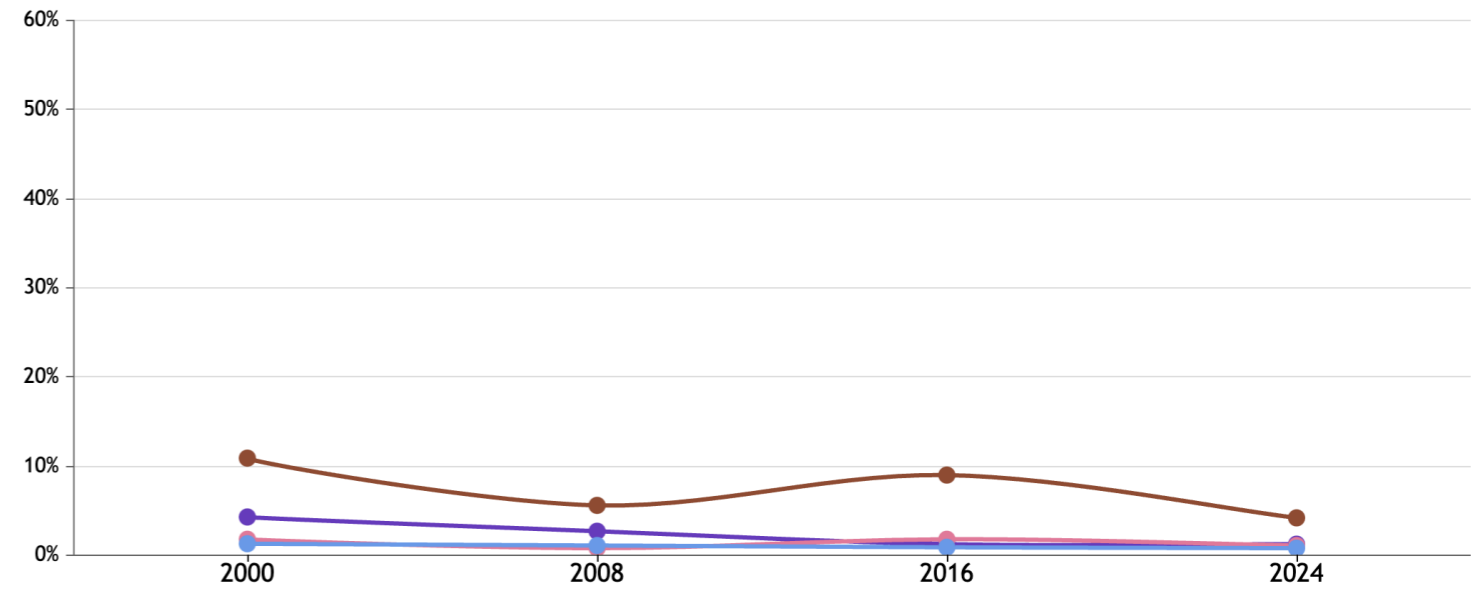


GHI Score Trend for Costa Rica



NOTE: Data for GHI scores are from 1998–2002 (2000), 2006–2010 (2008), 2014–2018 (2016), and 2019–2023 (2024).

Trend for Indicator Values - Costa Rica



Legend: Undernourishment (% of population) - blue line, Child stunting (% of children under five years old) - brown line, Child wasting (% of children under five years old) - pink line, Child mortality (% of children under five years old) - light blue line.

Costa Rica's GHI Score is based on the values of four component indicators:

**< 2.5%**  
of the population is undernourished

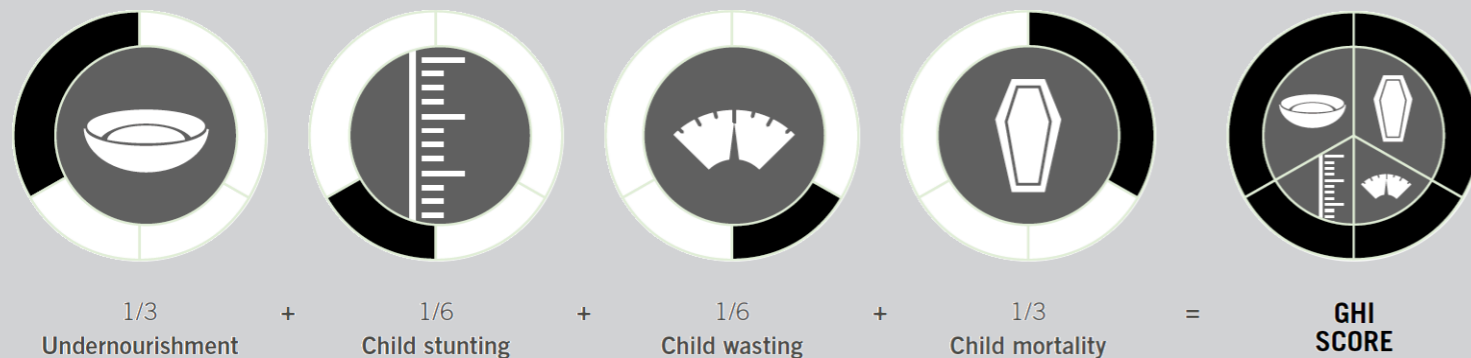
**4.2%**  
of children under five are stunted

**1.1%**  
of children under five are wasted

**0.8%**  
of children die before their fifth birthday

Legend: very high (red), high (orange), medium (yellow), low (light green), very low (dark green)

NOTE: — = Data are not available or not presented. See [Table A.3](#) for provisional designations of the severity of hunger for some countries with incomplete data. \*GHI estimates.



NOTE: See [Methodology](#) for the formula for calculating GHI scores and the sources from which the data are compiled.

NOTE: Data for child stunting and child wasting are from 1998–2002 (2000), 2006–2010 (2008), 2014–2018 (2016), and 2019–2023 (2024). Data for undernourishment are from 2000–2002 (2000), 2007–2009 (2008), 2015–2017 (2016), and 2021–2023 (2024). Data for child mortality are from 2000, 2008, 2016, and 2022 (2024).

The Global Hunger Index is a peer-reviewed annual report, jointly published by Concern Worldwide and Welthungerhilfe, designed to comprehensively measure and track hunger at the global, regional, and country levels. This country profile is based on data and information from the 2024 Global Hunger Index. The boundaries and names shown and the designations used on maps on this page do not imply official endorsement or acceptance by Welthungerhilfe (WHH) or Concern Worldwide.

For more information please see the 2024 Global Hunger Index at [www.globalhungerindex.org](http://www.globalhungerindex.org)

Publication date: October 2024

